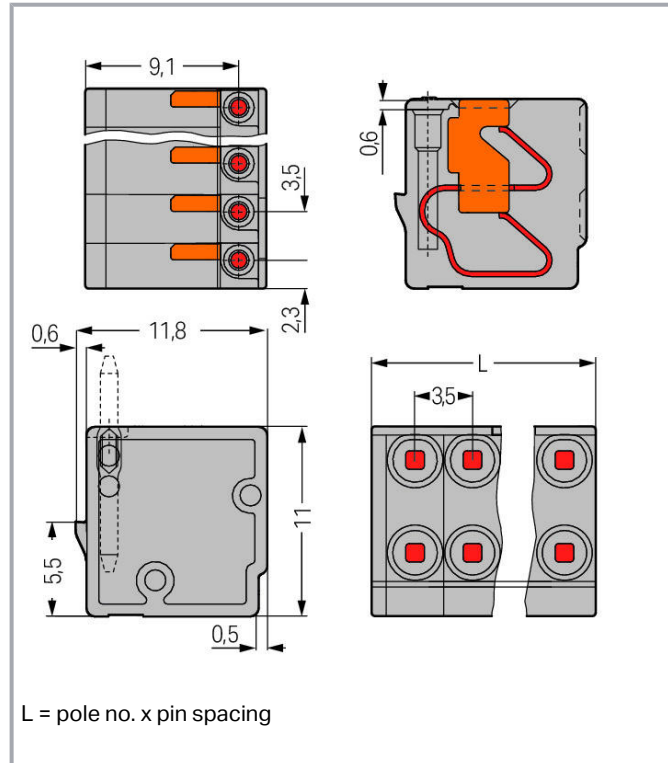



Data sheet | Item number: 252-306

2-conductor female connector; push-button; 0.8 mm Ø; Pin spacing 3.5 mm;
6-pole; 0,50 mm²; gray

www.wago.com/252-306



Item description

- Compact, 2-conductor PCB connectors with push-buttons and PUSH WIRE® connection
- Push-in termination of solid conductors – conductor removal via push-buttons
- Double entries for power supply and distribution
- Quick and easy PCB replacement
- Loop connection is retained, even when unmated
- Group arrangement is possible without losing any poles
- KNX compatible

Data

Electrical data

Subject to changes. Please also observe the further product documentation!

WAGO Corporation
Germantown, WI 53022
Phone: 1-800-DIN-RAIL (346-7245) | Fax: (262) 255-6222
Email: info.us@wago.com | Web: www.wago.us

Do you have any questions about our products?
We are always happy to take your call at (262) 255-6222 or 1 800-DIN-RAIL.



IEC Approvals

| | |
|-----------------------------|---|
| Ratings per | IEC/EN 60664-1 |
| Rated voltage (III / 3) | 160 V |
| Rated surge voltage (III/3) | 2.5 kV |
| Rated voltage (III/2) | 160 V |
| Rated surge voltage (III/2) | 2.5 kV |
| Nominal voltage (II/2) | 320 V |
| Rated surge voltage (II/2) | 2.5 kV |
| Rated current | 2 A |
| Legend (ratings) | (III / 2) ≙ Overvoltage category III / Pollution degree 2 |

UL Approvals

| | |
|--------------------------------|---------|
| Approvals per | UL 1059 |
| Rated voltage UL (Use Group B) | 300 V |
| Rated current UL (Use Group B) | 2 A |
| Rated voltage UL (Use Group D) | 300 V |
| Rated current UL (Use Group D) | 2 A |

Connection data

| | |
|---------------------------------------|--|
| Connection technology | PUSH WIRE® |
| Actuation type | Push-button |
| Solid conductor | 0.14 ... 0.5 mm ² / 26 ... 20 AWG |
| Conductor diameter | 0.4 ... 0.8 mm |
| Strip length | 6 ... 7 mm / 0.24 ... 0.28 inch |
| Conductor connection direction to PCB | 0° |
| Pole No. | 6 |
| Total number of potentials | 6 |
| Number of connection types | 1 |
| Number of levels | 1 |

Physical data

| | |
|-------------|----------------------|
| Pin spacing | 3.5 mm / 0.138 inch |
| Width | 21.0 mm / 0.827 inch |
| Height | 11 mm / 0.433 inch |
| Depth | 11.8 mm / 0.465 inch |

Subject to changes. Please also observe the further product documentation!

WAGO Corporation
 Germantown, WI 53022
 Phone: 1-800-DIN-RAIL (346-7245) | Fax: (262) 255-6222
 Email: info.us@wago.com | Web: www.wago.us

Do you have any questions about our products?
 We are always happy to take your call at (262) 255-6222 or 1 800-DIN-RAIL.



Plug-in connection

| | |
|------------------------------------|-------------------------|
| Contact type (pluggable connector) | Female connector/socket |
| Connector (connection type) | for PCB |
| Mating direction to the PCB | 90° |

PCB contact

| | |
|-------------|-----|
| PCB Contact | THT |
|-------------|-----|

Material data

| | |
|-----------------------------|--|
| Color | gray |
| Material group | I |
| Insulation material | Polyamide (PA66) |
| Flammability class per UL94 | V0 |
| Clamping spring material | Copper alloy |
| Contact material | Electrolytic copper (E _{Cu}) |
| Contact plating | tin-plated |
| Weight | 2.8 g |

Environmental requirements


| | |
|-------------------------|-----------------|
| Limit temperature range | -60 ... +105 °C |
|-------------------------|-----------------|

Commercial data

| | |
|-----------------------|---------------|
| Packaging type | BOX |
| Country of origin | PL |
| GTIN | 4055143959445 |
| Customs tariff number | 8536904000 |

Required accessories

Male connector

| | |
|---|--|
|  Item no.: 243-131 Solder pin for 243 Series MICRO PUSH WIRE® PCB connector | www.wago.com/243-131 |
|---|--|

Optional accessories

Tools

Item no.: 210-647

Subject to changes. Please also observe the further product documentation!



Operating tool; Blade: 2.5 x 0.4 mm; with a partially insulated shaft; multicoloured

www.wago.com/210-647



Item no.: 210-719

Operating tool; Blade: 2.5 x 0.4 mm; with a partially insulated shaft

www.wago.com/210-719

Downloads

Documentation

Additional Information

| | | | |
|------------------------|-------------|---------------|----------|
| Technical explanations | Apr 3, 2019 | pdf 2.0 MB | Download |
|------------------------|-------------|---------------|----------|

CAD files

CAD data

| | | |
|----------------------|-----|----------|
| 2D/3D Models 252-306 | URL | Download |
|----------------------|-----|----------|

CAE data

| | | |
|----------------------|-----|----------|
| ZUKEN Portal 252-306 | URL | Download |
|----------------------|-----|----------|

Environmental Product Compliance


Compliance Search

| | | |
|---|-----|----------|
| Environmental Product Compliance 252-306 2-conductor female connector; push-button; 0.8 mm Ø; Pin spacing 3.5 mm; 6-pole; 0,50 mm ² ; gray | URL | Download |
|---|-----|----------|

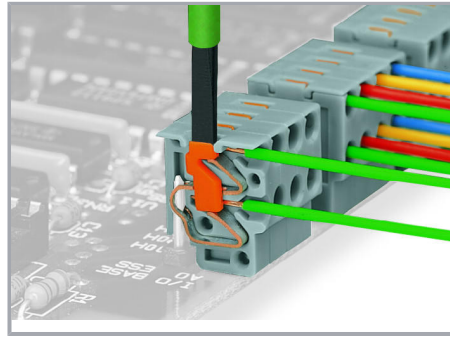
Installation Notes

Conductor termination

Subject to changes. Please also observe the further product documentation!




Conductor termination directly on the PCB or wiring prior to mounting on PCB – 252 Series



Removing a conductor – 252 Series

Installation



Plugging a compact PCB connector – 252 Series

Subject to changes. Please also observe the further product documentation!